

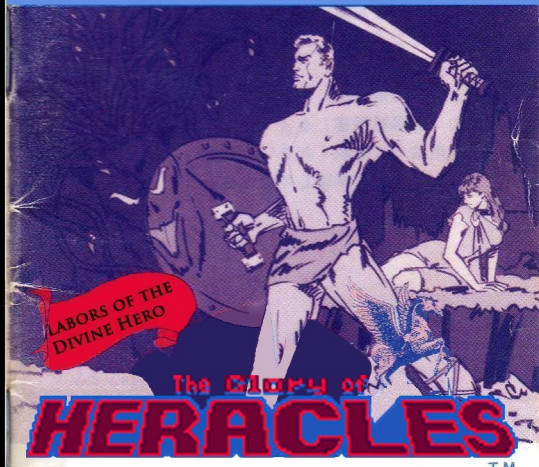
Nintendo

FAMILY COMPUTER

Cassette

LABORS OF THE DIVINE HERO: THE GLORY OF HERACLES

MANUAL PROVIDED BY: DvD  
SCANNING: harmony7  
TRANSLATION: aishsha  
TEXT REPLACEMENT: **Red Soul**  
TEXT EDITING: DvD, **Red Soul**, Pennywise  
GRAPHIC EDITING: DvD



T.M.

USER'S MANUAL

DECO

DFC-HE

FAMILY COMPUTER . FAMICOM ARE REGISTERED TRADEMARKS OF NINTENDO.

Thank you very much for buying this Data East product for Famicom "Glory of Heracles: Labors of the Divine Hero".

Please, read this manual carefully for correct and safe use before playing the game.



### PRECAUTIONS

- Please, turn the power off before removing the cartridge.
- This is a very fine-tuned precision software, so use it with caution, avoid strong shocks and extreme temperatures.  
Do not try to bend or break the cartridge.
- Do not touch the open terminals and be careful with water.
- Be sure to take an occasional break during extended play.



## Table Of Contents



Legend.....	P3
Playing Tips.....	P7
<b>1</b> CONTROLLER.....	P7
<b>2</b> STARTING THE GAME.....	P8
<b>3</b> WINDOW DISPLAY.....	P9
Gameplay.....	P13
Weapons and Armor.....	P17
Items.....	P22
Monsters.....	P22





## Legend

Ancient Greece...


It was a warm land where the sun shone brightly and many blooming flowers covered the ground. People were singing, chatting and living their happy lives there. The age of peace was supported by the mighty gods, living in the Heavenly Realm and watching over humans from above, during the reign of the great god Zeus. However, sooner or later, those days had to end. Aphrodite, the goddess of beauty and the most beautiful of the gods, who awarded all the people in the world below with her pure spirit, was abducted. Peaceful days were over and darkness came to the world below. The shadow of darkness covered the brimming light of the Heavenly Realm and all the beauty of the humans' land. All the people started feeling uneasy and losing their minds.

Aphrodite all over the world.

By and by, they found out that Aphrodite was abducted by Hades, "the Ruler of the Underworld, and held captive in the Realm of the Dead." The Great God Zeus called for a single man who could help him, "The man who could defeat Hades and save Aphrodite from the Underworld." That man answered the call and descended to Greece from the Temple of Olympus. That man was Heracles. Heracles was wise and courageous. He was a warrior well known all over the world of humans. However, many monsters, beasts and evil spirits had already been waiting for him. Here starts Heracles's journey full of risks and dangers...



The stage of legendary journeys:  
Ancient Greece...

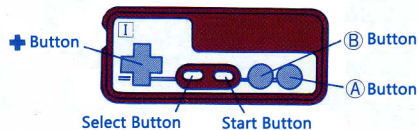


In this game, you play as Heracles during his travels around Greece in search for the Goddess Aphrodite. You'll see 3 different worlds: The Heavenly Realm, the Human World and the Underworld. Heracles will visit towns and villages,

buy weapons and talk to people to find some clues to the Realm of the Dead. He will fight monsters and break through obstacles on the way. You need to help him and save Aphrodite. He's counting on your wisdom and courage.

## PLAYING TIPS

### 1 CONTROLLER USE



※ Controller II is not used in this game.

#### ● + Button

This button is used to move Heracles left, right, up and down. When you open the Command Window, this button is used to choose its different points.

#### ● A Button

This button is used to open the Command Window. After that, you can use the + Button to choose various commands.

If you push this button when the ▼ is flickering on the message screen, you will see the rest of the message.

#### ● B Button

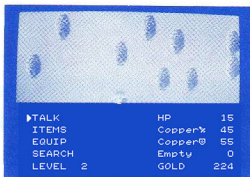
By pushing this button, you can cancel input of a command.

### 2 STARTING THE GAME

- Once you see the title screen, you will notice two commands: **START** and **CONT**.
- If you are playing the game for the first time, choose ► **START** with the SELECT button and press the START button to confirm you choice.
- If you want to continue your previous adventures, choose ► **CONT**. with the SELECT button and press the **START** button to confirm your choice. You will see the Password Screen with the letters you can choose with the + button. If you learn a Spell of Resurrection from an oracle you meet later in the game, you can enter it here and continue the game from the place you left it last time.

K	P	f	k	A	Ã	→	→ : Forward.
L	Q	g	l	B	Ë	←	← : Return.
M	R	h	m	C	Ö	Ok	Ok : End.
N	S	i	n	D			
O	T	j	o	E	Ë		

## 3 STARTING THE GAME



In this game, you can see Heracles's progress in the message window. Apart from messages, this window also shows Heracles's stats you need to know while fighting monsters. It's essential to read and understand those figures correctly during your adventures.



The message window opens automatically when you enter a store or encounter a monster, but you can also open it by pressing the **A** Button. With the window open, use the **A** Button to choose the command you need, then press the **+** Button again to confirm your choice.

### ① TALK

- This command is used to speak to townfolk or monsters.
- In order to speak to a person outside a building, get as close as possible and face him or her.
- When in a store, you can speak to its owner over the counter.
- Please, be very careful while speaking to a monster during a fight.

### ② ITEMS

- This command displays the items you have.
- You can carry only 10 different types of items at one time, however, you can have as many as 6 Medicine Bottles and their quantity is shown to the right.
- If you want to use a specific item or sell it at a store, choose it with the **+** button and confirm your choice with the **A** Button.

**3 EQUIP**

- This command displays the weapons you have.
- You can have only three different weapons at a time. Each weapon's maximum endurance is shown to the right. You should choose your weapons appropriately and according to a monster's type.

**4 SEARCH**

- This command allows you to search all over the place you currently are at. This is how you find a dropped or hidden item. It can also be used to sense something unusual about your current location.

**5 LEVEL (HERACLES'S GROWTH)**

- This command shows your current level. The starting level for this game is "1", but when you fight monsters and earn experience points, it will grow together with your Maximum HP.
- Maximum and current endurance of the weapons you have (three types) is shown on the left. Maximum HP for the current level, parameters and EXP (current experience points) are shown on the right.

**6 HP (Hit Points / Physical Power)**

- This parameter decreases when you're hit by a monster.
- It's possible to recover your HP by using some Medicine Bottles or eating some food. You can also restore them completely by using a Healing Seed or staying at the Inn.

**7 EQUIPMENT**

In the beginning of the game, Heracles wears nothing. You must be prepared to fight monsters, so buy yourself a weapon, a shield and an armor.

**a Weapon**

- Every time you attack a monster its endurance decreases.
- You can restore endurance to its MAX by repairing your weapon at a Blacksmith's shop.

**b Shield**

- Every time you are attacked by a monster its endurance decreases.
- You can restore endurance to its MAX by repairing your weapon at a Blacksmith's shop.

**c Armor**

- Every time you are attacked by a monster its endurance decreases.
- You can restore endurance to its MAX by repairing your weapon at a Blacksmith's shop.


The numbers you can see near your equipment's name shows its endurance.

**8 GOLD (Money you have)**

- Save this to buy something at a store.

## GAMEPLAY

There are many different people living in towns and villages and there are many stores scattered around. While proceeding through the game, Heracles will talk to different people and fight different monsters, so he should buy a full set of equipment to survive.



## THE ORACLE

There are six towns and two villages in this game. You may find the Oracle Place in Pella where an old man lives. That old man knows the Spell of Rebirth. If a player stops playing the game, it can be restarted via **CONTINUE** mode. So, it's important to know the Spell of Rebirth, if you want to continue the game with the stats you earned last time. Hence, this spell is a must. It becomes critical when you push forward with the game and find new equipment and items. If you carelessly drop or lose some of necessary items, you may restart the game to gain them once again.




## WEAPON STORE

You can have three different types of weapons at one time. There will be more and more weapons further in the game, so you'll have to sell the old ones or buy the new ones.



It's possible to wear only one type of armor and shield at one time. Once again, you won't be able to wear a new one unless you sell the old.



### GREENGROCER'S , FISHMONGER'S, BUTCHER'S

By eating different food you can restore HP you've lost in battles.

### INN

You can restore your HP to maximum, if you spend a night at an inn.

### DRUG STORE

You can restore your lost HP by buying some meds at a drug store and using them afterwards.

### BAR

If you drop by a bar and drink a glass of wine, you can get a hint on your current level and experience points.

### CASINO

It's possible to increase your money by playing roulette here.

### ITEM SHOP


At this place, you can buy some useful items you'll need to fight those monsters you encounter during your travels.

### BLACKSMITH

Here you can repair your equipment broken in battles. If you employ a blacksmith, you can then repair them any time after a battle.

### KEY STORE

Here you can buy a key to open locked doors.



# WEAPONS AND ARMOR

There are many items and weapons in this game. You can have up to three types of weapon at a time. Offensive power of two-handed weapons is higher, but you can't defend while wearing them. On the other hand, one-handed weapons allow wearing a shield, so be careful with your choice.

## 1 WEAPONS A ONE-HANDED WEAPONS


### 1 KNIFE

The cheapest weapon in the game, which is the easiest to acquire. It's offensive power is weak, but it's still better than bare hands.




### 2 COPPER SWORD

It's relatively easy to acquire. By looking at its price, it's a very useful and effective weapon.




### 3 IRON SWORD

It's a more expensive than a Copper Sword, but its endurance is much higher.




### 4 BANESLAYER

You can get this extremely durable sword by beating Torba of the Amazons.



## B TWO-HANDED WEAPONS



### 1 SILVER AXE

This axe is very effective against outdoor walking monsters. They say it's hidden deep inside an underground dungeon.


### 2 HAMMER

You can buy this hammer-type Morning Star at the weapon store in Selene.



### 3 SILVER BOW

Extremely fast arrows shot from this bow make it extremely useful against flying monsters.



### 4 POSEIDON'S TRIDENT

This spear is extremely effective against water monsters that are extremely hard to defeat with an axe and a sword.






### 5 ARES'S AXE

A legendary axe kept in an ancient town long ago. It's stronger and more deadly than a Silver Axe, so it's extremely effective against boss-monsters.

### 6 ATLAS'S SPEAR

This spear is sold at a weapon store somewhere. It's quite expensive and difficult to obtain but you'll definitely need it later in the game.



### 7 EVIL HALBERD


It is effective against water monsters. You will also need it to cross the Western Sea.

## 2 PROTECTIVE GEAR

### A ARMOR

#### 1 LEATHER CLOTHES

The clothes you can buy at the weapon store in Athens. It's cheap and easy to acquire, but its endurance is very low.



#### 2 CHAIN MAIL

It has some problems with endurance but high mobility compensates that drawback. Its price is rather reasonable, so it's relatively easy to obtain.



#### 3 COPPER ARMOR

This is a standard armor. A real must for any average hero.



#### 4 IRON ARMOR

This armor is sold at the weapon store in Hebe. Its endurance is a bit higher than the one of the Copper Armor.



#### 5 STEEL ARMOR

An expensive armor with high endurance; you can buy it at the weapon store in Nana.



#### 6 MAGIC ARMOR

If you put this armor on, you have nobody to be afraid of above the ground. Its endurance is extremely high.





### 7 ZEUS'S ARMOR

This is the legendary armor, worn by the God Zeus himself, when he defeated evil spirits.

## B SHIELD

### 1 WOODEN SHIELD

This shield is sold at a weapon store in Athens. It's light, inexpensive and it practically has no endurance.



### 2 COPPER SHIELD

It's quite durable if compared to a Wooden Shield. It's rather robust but it gets rusty very easily.



### 3 IRON SHIELD

The most widely used shield in Greece. You can buy it at a weapon store in Athens.



### 4 STEEL SHIELD

This shield is more expensive than an Iron one, but its endurance is much higher as well. It is sold at a weapon store in Nana.



### 5 HOLY SHIELD

A legendary shield said to be used by generations of heroes in the town of Nana. Its endurance is considerably high.

### 6 CAESAR'S SHIELD

This shield was an all-time favorite of Caesar, the Emperor of Rome. Its endurance is by far the best.



## ITEMS

You can buy different items at a store, win them from the monsters or acquire from different people. There are also special items that are necessary to solve specific in-game puzzles or those protecting you in a battle.

### 1 BATTLE ITEMS

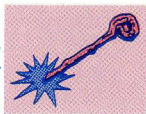


#### 1 ICE BOWL

A strong attack item that can freeze an enemy in a blink of an eye. It's effective against dungeon enemies.

**2 UTOPIA CANE**


This cane can cause a strong tremor, using the energy of the Earth Spirits. This is effective against ground based walking monsters.

**3 FIRE PILLAR BALLS**

This item can destroy your opponents with a pillar of fire. It reacts to the power of the sea, so it's effective against marine enemies and very weak against land-based ones.

**4 THUNDER CANE**

An item which catches a thunderbolt in the sky and projects it onto your enemy. It's effective against all monsters.

**5 DREAM FLUTE**

It impacts the brains of your opponents, putting them to sleep. However, it has only temporary effect.

**2 RECOVERY ITEMS****1 FOOD**

They're not potions, but they also recover your HP. They include radishes, mackerel, etc.

**2 MEDICINE**

Take a sip of one of these to recover your HP. Medicine can be bought at a store, so buy some by all means.

**3 HEAL SEED**

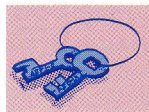
A seed which restores your HP to max. They are sold at drug stores.

**3 OTHERS****1 HEPHAISTOS THE BLACKSMITH**

He is a skillful craftsman who repairs Heracles's weapons and armor bent in fights with monsters.

**2 SKULL KEY**

There are many locked doors in towns and villages that can only be opened with a special key. They are sold at a key store.



### 3 CANDLE, LAMP

When walking through a dungeon, these illuminate your path. A must for a real dungeon-crawler!



### 8 SPRING DROP

This item is acquired further on your way, but it can't be used in battles. What in the world is it used for...?



### 4 COMPASS

You can easily lose your way at sea. You should have this item to set a course for your ship.

### 5 THE SHIP "ARGO"

"Heracles's path will not always lie on land. He will need a formidable ship to cross deep waters. If you can only find the God of the Sea...



### 6 TRAVEL WINGS

A trip from one town to another takes a lot of time. With this item, you can teleport in less than no time.

### 7 WATER OF LIFE

When in a desert, you lose your HP very fast. You can stop that negative effect with the Water of Life.



### 9 PEGASUS

The only way to reach the Heavenly Realm is to find Pegasus.

### 10 STONE TABLET

This tablet is engraved with ancient letters. One wonders who could have written that and what for..?



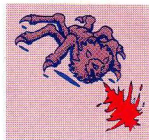
# MONSTERS

There are 12 powerful monsters, swimming in the sea or hiding in the mountains to block Heracles's way. However, those who manage to defeat them can acquire a lot of gold, some special items and weapons, so brace yourself and step forward!

## 1 BOSS MONSTERS

### 1 DACHSHOOD

This fearful monster dwells inside the Nemean Cave. It can cast a Confusion Spell on Heracles.



### 2 IRON BOAR

A monster that lies hidden in Bergan Mountains. You can't get to Southern Peloponnesus without defeating it.



### 3 PELTE HORSE

It appears in Barcelona area. It can use three types of magic, but you can also win a wonderful item from it.



### 4 GOLDEN HIND

A female deer with gold horns that lives in the Ceryneian Mountains. You must use a bow and arrows to stop it, as its moves are very fast.



### 5 BOLK

A water snake, living in the Lake of Lerna. This is a very strong monster, using three types of magic and having a deadly poison.



### 6 TALOS

A fearful monster, hiding inside a cave on the St. Leary Island. It can't use any spells, but its strength is just enormous.

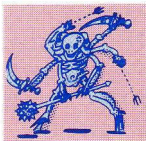



**7 GIANT OCTOPUS**

It hides underwater in the Labonian Harbor and appears in front of Heracles's ship when he wants to cross the sea. This monster can use two types of magic.

**11 VARROC**

A fierce monstrous bird that can turn your body into stone. It has a sharp beak and brutal claws. This opponent can't be defeated with an ordinary weapon.

**8 NECROS**

An undead monster with three pairs of hands who rules the Skeleton Tribe. It can use only one type of magic, but it's very strong.

**12 HADES'S DOG**

The watchdog of the Underworld where Hades lives. It can't use magic, but its high intellect and strength make it a very difficult opponent to handle.

**9 TORBA**


A witch who rules the Amazons' land. She is a very strong opponent, but she also carries a wonderful weapon.

**2 COMMON MONSTERS****1 MAD DOG**

A monster dwelling in Peloponnesus area. They're very weak but have high offensive power, so they can be tiresome opponents.

**10 SEA DEVIL**

A fearful monster that rules the seas. It uses three types of magic. It's also very agile and intelligent, so you should handle it with great care.


**2 PNOTON**

Its offense is very low. Generally, it's a weak opponent. The only thing worth mentioning - it has wings.



**3 WALKING TREE**

A tree transformed into a monster. It's quite difficult to detect, so be attentive, while walking in the Peloponnesus area.

**4 ERIC**

These monsters dwell mainly on the St. Leary Island. They can strike with their fire breath.

**5 WARRIOR**

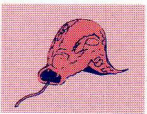
These are wandering souls of Greek warriors who lost their lives in a war that happened in the south of Greece long ago.

**6 ALEX**


Talos's servants. These monsters of high offensive and physical power (HP) dwell on the southern islands and around Carthage area.

**7 LEECH**

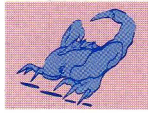
A parasitic animal with low agility but quite formidable offensive ability, especially when they gather in groups.

**8 WRAITH**

Very intelligent and rare monsters, possessing magical abilities. They mainly dwell in the Land of Amazons.

**9 FROG**

A very formidable foe. This frog was turned into a monster with iron claws and poisonous needle at its tail. They are also very fast.

**10 AMAZON**


Torba's servants inhabiting the Land of Amazons. Don't be deceived by their female look as they are very strong opponents.

**11 MAGE**

These monsters can use various magic spells. Their agility is also rather high which makes them formidable opponents.

**12 ARMOR SOLDIER**

Undead monsters of high offensive power, continuing to wreak havoc and destruction around them. They can be found at the Barcelona area.



**13 DRACUS**

Bolk's spawns. These monsters can breathe fire and they are also very fast, so be ready for that.

**14 SEA PERSON**


A formidable opponent with high offensive and physical power (HP) but low intelligence.

**15 ISLANDER**

Its powers are higher than those of Sea People, but that's all that can be said about these underwater enemies.

**16 SEA SNAKE**

They can breathe fire. These are very primitive monsters, but their HP are very high which makes them strong opponents.



There are many other monsters that will stand in Heracles's way. You should be careful and choose appropriate weapons to fight them.

**3 MONSTER MAGIC**

While fighting monsters, you should also take care of their mysterious magic.

**1 SLEEP (HYPNOTISM)**

A spell that can put an enemy to deep sleep. While an opponent is sleeping, a caster delivers a powerful attack.

**2 HEAL (HP RECOVERY)**

A spell that cures your wounds and injuries. The monsters that can use this magic are quite difficult to defeat.

**3 RUST (EQUIPMENT ENDURANCE DOWN)**

This spell makes your weapons rusty. Heracles should be very careful as it can use up his weapons very fast and they lose their offensive power.

**4 FIRE BREATH**

This is a fire-attack spell. Its power depends on the monster, but Torba's breath is very fierce.



TECHNOLOGY CREATES THE FUTURE

**Data East Corp**

T167

4-41-10 Data East Building  
TEL. 03-332-1875

© 1987 DATA EAST CORP.

### List of Icons

	Sword
	Bow
	Axe
	Spear
	Halberd
	Clothes
	Mail
	Armor
	Shield
	Cane
	Ring
	Tablet

© 2011 DvD Translations

---

In case of any problems with your game,  
please, contact the store you've bought  
it. ...or send it to our service department.